








## Best From One Supplier

### DC-36S With Fixed Shelves

• SALES • SERVICE • SPARE PARTS •

#### Features:

- Single door or double door.
- The cabinet is made of stainless steel.
- 3-steps in operation: -Retard; -Recovery; -Proof
- Durable construction.
- Doors with tempered glass.
- Easy maintenance.
- Working fast and efficiently, yielding even proofing with full loads or partial loads.
- Sinmag retarder proofers are built with durable components and reliable, easy-to-use controls.
- Castors.

Model		DC-18S	DC-232SZ	DC-36S	DC-236S	DC-236SZ
Capacity(number of trays)		18	32	36	36	36
Tray Size (mm)		400x600	400x600	400x600	400x600	400x600
Number of Shelves		18	16	18	18	18
Tray Layout						
Dimension(mm)	Width	555	775	755	755	755
	Depth	1025	1215	1280	1225	1225
	Height	2215	1960	2215	2215	2220
Door		single door	double door	single door	double door	double door
Compressor Power(hp)		0.5	0.625x2	1.125	0.5x2	0.625x2
Heater Power(kw)		2	15x2	2.3	15x2	15x2
Control Mode		digital control panel				
Temperature Range(°C)		2°40	-10°40	2°40	2°40	-10°40
Weight(kg)		160	220	190	245	245
Outside stainless steel panel with PU insulation		50mm	60mm	50mm	50mm	50mm