






Baguette moulder

- Reduced in size and weight, it is normally mounted on a frame with castors, but can be easily placed on a work bench or shelf.
- The dough is smoothly and progressively moulded up to max. length of 70 cm.
- The two sheeting cylinders are covered with plastic non-toxic material.



	ITP 700		
Capacity	Pcs/hour		1800
Weight production	gr		50-1800
Motor power	kW		0,55
Dimensions	cm		113x109x74h
Weight	kg		260
Power supply	Volts		220/400
	Phases		3
	Freq. HZ		50